




1. How did you hear about this event? Tick as many as apply

		Response Percent	Response Count
Poster/flier	<input type="checkbox"/>	10.5%	2
Passing by	<input type="checkbox"/>	10.5%	2
Local resident	<input type="checkbox"/>	10.5%	2
Local press/newspaper/magazine		0.0%	0
Museums What's On booklet	<input type="checkbox"/>	5.3%	1
Museums e-newsletter	<input type="checkbox"/>	5.3%	1
Road/street signs	<input type="checkbox"/>	5.3%	1
Word of mouth	<input checked="" type="checkbox"/>	36.8%	7
At another museum		0.0%	0
Twitter/Facebook	<input type="checkbox"/>	5.3%	1
Council's Summer Holiday Booklet	<input checked="" type="checkbox"/>	26.3%	5
Internet or Other (please specify)	<input type="checkbox"/>	10.5%	2
answered question			19
skipped question			1



2. In what other ways could the museum keep you informed of its activities/events?

	Response Count
	7
answered question	7
skipped question	13




3. How many of the activities have you taken part in today?

		Response Percent	Response Count
None		0.0%	0
1-3		40.0%	8
4-5		45.0%	9
6+		15.0%	3
answered question			20
skipped question			0

4. Is this your first visit to the museum?

		Response Percent	Response Count
Yes		30.0%	6
No		70.0%	14
answered question			20
skipped question			0

5. Which of these describe your past visits to this museum?

		Response Percent	Response Count
I have visited 3+ times or more in the past 12 months		21.4%	3
I have visited fewer than 3 times in the past 12 months		57.1%	8
I have visited before, but not in the past 12 months		21.4%	3
answered question			14
skipped question			6

6. Have you come to Family activity Day before?

		Response Percent	Response Count
Yes - What made you come back?		69.2%	9
No - What made you come along?		30.8%	4
		answered question	13
		skipped question	7

7. Are you visiting with children under 16 today?

		Response Percent	Response Count
Yes		95.0%	19
No		5.0%	1
		answered question	20
		skipped question	0






8. How many people in each age range are you visiting with today? Please include yourself

	Response Average	Response Total	Response Count
5 and under	1.50	12	8
6-16	1.69	22	13
17-25	1.00	1	1
26-35	1.50	6	4
36-55	1.71	24	14
56-65	0.00	0	0
66+	1.00	1	1
	answered question		18
	skipped question		2




9. What is your postcode? For UK visitors only

	Response Count
	16
answered question	16
skipped question	4

10. Which of the following best describes your ethnic group?

		Response Percent	Response Count
White Scottish		47.4%	9
White other British		36.8%	7
White other background		5.3%	1
Mixed		5.3%	1
Black Scottish		0.0%	0
Black British		0.0%	0
Black other background		0.0%	0
Asian Scottish		0.0%	0
Asian British		0.0%	0
Asian other background		0.0%	0
Other ethnic group		0.0%	0
Prefer not to say		5.3%	1
answered question			19
skipped question			1

11. Entry to this event is free, with some activities costing a small fee. How important is free entry to you?

		Response Percent	Response Count
Very Important		42.1%	8
Important		36.8%	7
Not very		21.1%	4
Don't know		0.0%	0
answered question			19
skipped question			1

12. What did you like best about today's event?

	Response Count
	19
answered question	19
skipped question	1



13. How could we improve this event?

	Response Count
	13
answered question	13
skipped question	7

14. Any other comments

	Response Count
	8
answered question	8
skipped question	12

15. We'd like to keep in touch with you. Please write your email address below and choose the ways you'd like us to keep in touch

		Response Percent	Response Count
I'd like to receive the East Lothian Museums e-newsletter		50.0%	4
I would like to help you with further research (i.e. questionnaires, focus groups, etc)		62.5%	5
	Name and email		11
	answered question		8
	skipped question		12